

**TEXAS EDUCATION AGENCY**  
**2014 Accountability Summary**  
 LOCKHART H S (028902001) - LOCKHART ISD

**Accountability Rating**

**Met Standard**

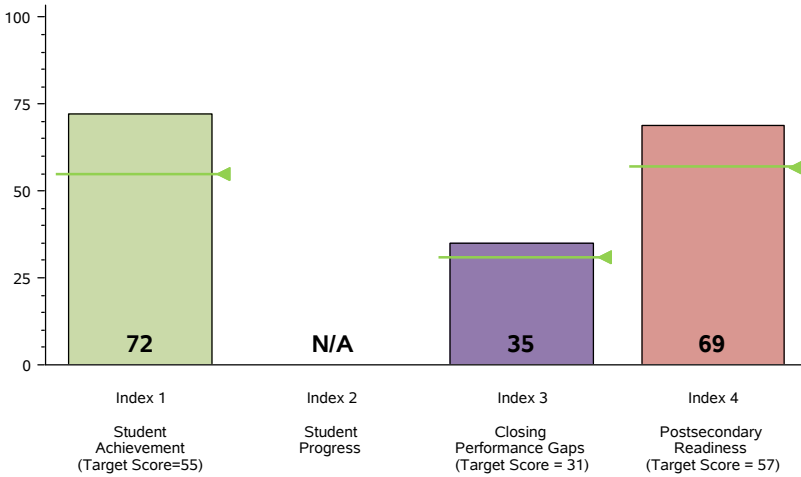
**Distinction Designation**



Met Standards on	Did Not Meet Standards on
<ul style="list-style-type: none"> <li>- Student Achievement</li> <li>- Closing Performance Gaps</li> <li>- Postsecondary Readiness</li> </ul>	- NONE

Academic Achievement in Reading/ELA	NO DISTINCTION EARNED
Academic Achievement in Mathematics	NO DISTINCTION EARNED
Academic Achievement in Science	NO DISTINCTION EARNED
Academic Achievement in Social Studies	NO DISTINCTION EARNED
Top 25 Percent Student Progress	NOT ELIGIBLE
Top 25 Percent Closing Performance Gaps	NO DISTINCTION EARNED
Postsecondary Readiness	<b>DISTINCTION EARNED</b>

**Performance Index Report**



**Campus Demographics**

Campus Type	High School
Campus Size	1,003 Students
Grade Span	09 - 12
Percent Economically Disadvantaged	59.6%
Percent English Language Learners	3.7%
Mobility Rate	12.8%

**Performance Index Summary**

Index	Points Earned	Maximum Points	Index Score
1 - Student Achievement	693	957	72
2 - Student Progress	N/A	N/A	N/A
3 - Closing Performance Gaps	557	1,600	35
4 - Postsecondary Readiness			
STAAR Score	10.6		
Graduation Rate Score	23.8		
Graduation Plan Score	21.6		
Postsecondary Indicator Score	13.3		69

**System Safeguards**

**Number and Percent of Indicators Met**

Performance Rates	13 out of 17 = 76%
Participation Rates	9 out of 10 = 90%
Graduation Rates	5 out of 5 = 100%
<b>Total</b>	<b>27 out of 32 = 84%</b>

For further information about this report, please see the Performance Reporting Division web site at <http://ritter.tea.state.tx.us/perfreport/account/2014/index.html>

# TEXAS EDUCATION AGENCY 2014 Accountability Summary

LOCKHART H S FRESHMAN M L CISNEROS (028902004) - LOCKHART ISD

## Accountability Rating

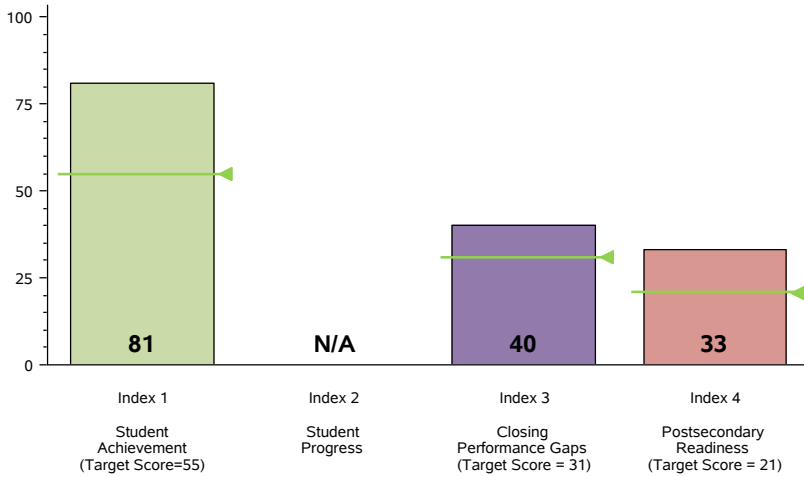
**Met Standard**

## Distinction Designation

Met Standards on	Did Not Meet Standards on
<ul style="list-style-type: none"> <li>- Student Achievement</li> <li>- Closing Performance Gaps</li> <li>- Postsecondary Readiness</li> </ul>	<ul style="list-style-type: none"> <li>- NONE</li> </ul>

Academic Achievement in Reading/ELA
NOT ELIGIBLE
Academic Achievement in Mathematics
NO DISTINCTION EARNED
Academic Achievement in Science
NO DISTINCTION EARNED
Academic Achievement in Social Studies
NOT ELIGIBLE
Top 25 Percent Student Progress
NOT ELIGIBLE
Top 25 Percent Closing Performance Gaps
NO DISTINCTION EARNED
Postsecondary Readiness
NO DISTINCTION EARNED

## Performance Index Report



## Campus Demographics

Campus Type	High School
Campus Size	405 Students
Grade Span	09 - 09
Percent Economically Disadvantaged	70.1%
Percent English Language Learners	8.9%
Mobility Rate	12.7%

## Performance Index Summary

Index	Points Earned	Maximum Points	Index Score
1 - Student Achievement	828	1,028	81
2 - Student Progress	N/A	N/A	N/A
3 - Closing Performance Gaps	485	1,200	40
4 - Postsecondary Readiness			
STAAR Score	33.0		
Graduation Rate Score	N/A		
Graduation Plan Score	N/A		
Postsecondary Indicator Score	N/A		33

## System Safeguards

### Number and Percent of Indicators Met

Performance Rates	16 out of 18 = 89%
Participation Rates	12 out of 12 = 100%
Graduation Rates	N/A
<b>Total</b>	<b>28 out of 30 = 93%</b>

For further information about this report, please see the Performance Reporting Division web site at <http://ritter.tea.state.tx.us/perfreport/account/2014/index.html>

**TEXAS EDUCATION AGENCY**  
**2014 Accountability Summary**  
 LOCKHART PRIDE HS (028902038) - LOCKHART ISD

**Accountability Rating**

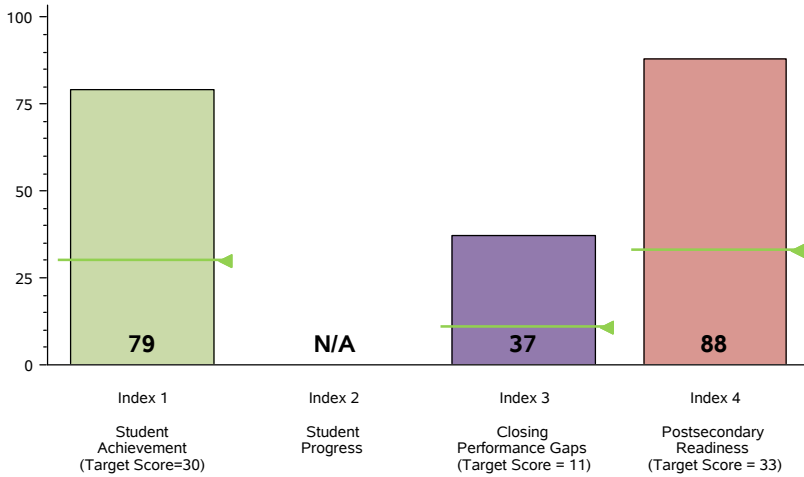
**Met Alternative Standard**

**Distinction Designation**

Met Standards on	Did Not Meet Standards on
- Student Achievement - Closing Performance Gaps - Postsecondary Readiness	- NONE

Academic Achievement in Reading/ELA	<b>NOT ELIGIBLE</b>
Academic Achievement in Mathematics	<b>NOT ELIGIBLE</b>
Academic Achievement in Science	<b>NOT ELIGIBLE</b>
Academic Achievement in Social Studies	<b>NOT ELIGIBLE</b>
Top 25 Percent Student Progress	<b>NOT ELIGIBLE</b>
Top 25 Percent Closing Performance Gaps	<b>NOT ELIGIBLE</b>
Postsecondary Readiness	<b>NOT ELIGIBLE</b>

**Performance Index Report**



**Campus Demographics**

Campus Type	High School
Campus Size	20 Students
Grade Span	09 - 12
Percent Economically Disadvantaged	65.0%
Percent English Language Learners	5.0%
Mobility Rate	94.5%

**Performance Index Summary**

Index	Points Earned	Maximum Points	Index Score
1 - Student Achievement	23	29	79
2 - Student Progress	N/A	N/A	N/A
3 - Closing Performance Gaps	73	200	37
4 - Postsecondary Readiness			
STAAR Score	2.3		
Graduation Rate Score	70.0		
Graduation Plan Score	N/A		
Postsecondary Indicator Score	N/A		88*

\* Includes bonus points that may have been added to the Index 4 Score.

**System Safeguards**

**Number and Percent of Indicators Met**

Performance Rates	2 out of 2 = 100%
Participation Rates	2 out of 2 = 100%
Graduation Rates	2 out of 2 = 100%
<b>Total</b>	<b>6 out of 6 = 100%</b>

For further information about this report, please see the Performance Reporting Division web site at <http://ritter.tea.state.tx.us/perfreport/account/2014/index.html>

**TEXAS EDUCATION AGENCY**  
**2014 Accountability Summary**  
 LOCKHART J H (028902045) - LOCKHART ISD

**Accountability Rating**

**Met Standard**

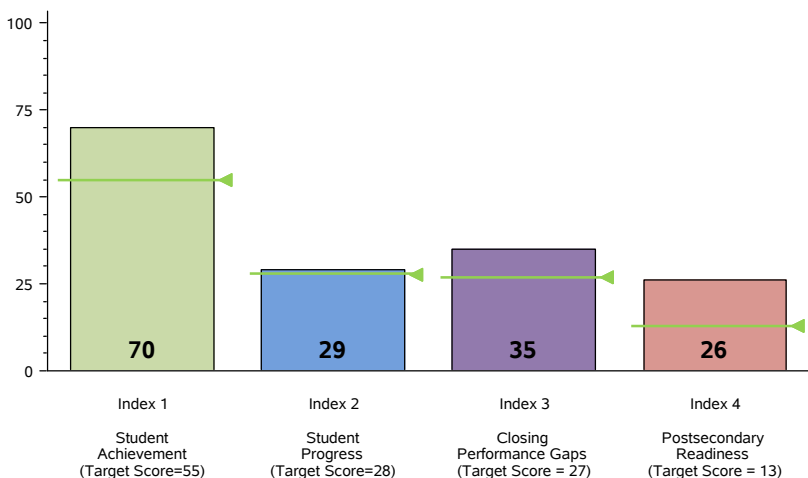
Met Standards on	Did Not Meet Standards on
- Student Achievement - Student Progress - Closing Performance Gaps - Postsecondary Readiness	- NONE

**Distinction Designation**



Academic Achievement in Reading/ELA
NO DISTINCTION EARNED
Academic Achievement in Mathematics
NO DISTINCTION EARNED
Academic Achievement in Science
DISTINCTION EARNED
Academic Achievement in Social Studies
NO DISTINCTION EARNED
Top 25 Percent Student Progress
NO DISTINCTION EARNED
Top 25 Percent Closing Performance Gaps
NO DISTINCTION EARNED
Postsecondary Readiness
NO DISTINCTION EARNED

**Performance Index Report**



**Campus Demographics**

Campus Type	Middle School
Campus Size	1,101 Students
Grade Span	06 - 08
Percent Economically Disadvantaged	67.3%
Percent English Language Learners	9.1%
Mobility Rate	12.3%

**Performance Index Summary**

Index	Points Earned	Maximum Points	Index Score
1 - Student Achievement	2,209	3,150	70
2 - Student Progress	701	2,400	29
3 - Closing Performance Gaps	849	2,400	35
4 - Postsecondary Readiness			
STAAR Score	26.3		
Graduation Rate Score	N/A		
Graduation Plan Score	N/A		
Postsecondary Indicator Score	N/A		26

**System Safeguards**

Number and Percent of Indicators Met	
Performance Rates	20 out of 30 = 67%
Participation Rates	14 out of 14 = 100%
Graduation Rates	N/A
<b>Total</b>	<b>34 out of 44 = 77%</b>

For further information about this report, please see the Performance Reporting Division web site at <http://ritter.tea.state.tx.us/perfreport/account/2014/index.html>

**TEXAS EDUCATION AGENCY**  
**2014 Accountability Summary**  
 CLEAR FORK EL (028902101) - LOCKHART ISD

**Accountability Rating**

**Met Standard**

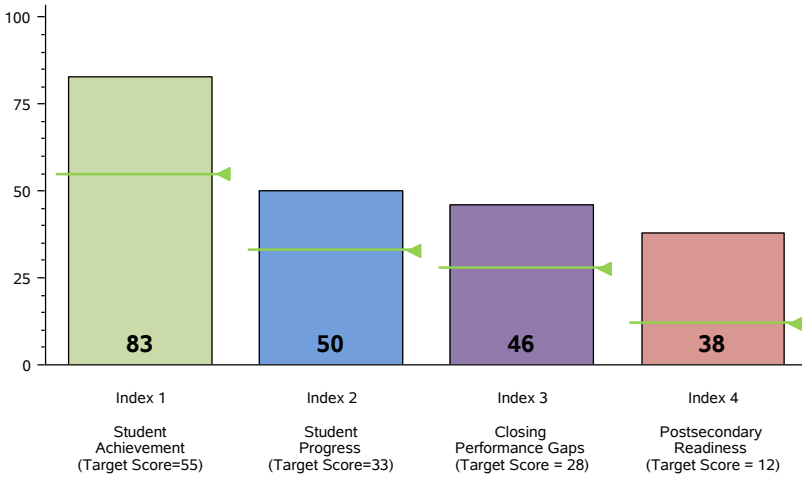
Met Standards on	Did Not Meet Standards on
<ul style="list-style-type: none"> <li>- Student Achievement</li> <li>- Student Progress</li> <li>- Closing Performance Gaps</li> <li>- Postsecondary Readiness</li> </ul>	<ul style="list-style-type: none"> <li>- NONE</li> </ul>

**Distinction Designation**



Academic Achievement in Reading/ELA <b>NO DISTINCTION EARNED</b>
Academic Achievement in Mathematics <b>NO DISTINCTION EARNED</b>
Academic Achievement in Science <b>NO DISTINCTION EARNED</b>
Academic Achievement in Social Studies <b>NOT ELIGIBLE</b>
Top 25 Percent Student Progress <b>DISTINCTION EARNED</b>
Top 25 Percent Closing Performance Gaps <b>DISTINCTION EARNED</b>
Postsecondary Readiness <b>NO DISTINCTION EARNED</b>

**Performance Index Report**



**Campus Demographics**

Campus Type	Elementary
Campus Size	502 Students
Grade Span	01 - 05
Percent Economically Disadvantaged	68.7%
Percent English Language Learners	9.6%
Mobility Rate	20.2%

**Performance Index Summary**

Index	Points Earned	Maximum Points	Index Score
1 - Student Achievement	604	724	83
2 - Student Progress	604	1,200	50
3 - Closing Performance Gaps	736	1,600	46
4 - Postsecondary Readiness			
STAAR Score	38.3		
Graduation Rate Score	N/A		
Graduation Plan Score	N/A		
Postsecondary Indicator Score	N/A		38

**System Safeguards**

**Number and Percent of Indicators Met**

Performance Rates	17 out of 17 = 100%
Participation Rates	12 out of 12 = 100%
Graduation Rates	N/A
<b>Total</b>	<b>29 out of 29 = 100%</b>

For further information about this report, please see the Performance Reporting Division web site at <http://ritter.tea.state.tx.us/perfreport/account/2014/index.html>

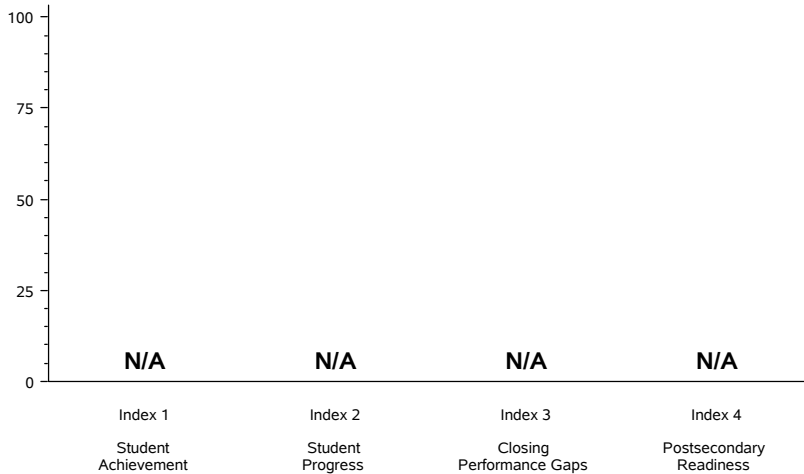
**TEXAS EDUCATION AGENCY**  
**2014 Accountability Summary**  
 CARVER KINDERGARTEN SCHOOL (028902102) - LOCKHART ISD

**Accountability Rating**

Met Standard

This campus is paired with LOCKHART ISD (028902000)

**Performance Index Report**



**Performance Index Summary**

Index	Points Earned	Maximum Points	Index Score
1 - Student Achievement	N/A	N/A	N/A
2 - Student Progress	N/A	N/A	N/A
3 - Closing Performance Gaps	N/A	N/A	N/A
4 - Postsecondary Readiness	N/A	N/A	N/A

**Distinction Designation**

Academic Achievement in Reading/ELA	NOT ELIGIBLE
Academic Achievement in Mathematics	NOT ELIGIBLE
Academic Achievement in Science	NOT ELIGIBLE
Academic Achievement in Social Studies	NOT ELIGIBLE
Top 25 Percent Student Progress	NOT ELIGIBLE
Top 25 Percent Closing Performance Gaps	NOT ELIGIBLE
Postsecondary Readiness	NOT ELIGIBLE

**Campus Demographics**

Campus Type	Elementary
Campus Size	482 Students
Grade Span	EE - KG
Percent Economically Disadvantaged	82.2%
Percent English Language Learners	21.6%
Mobility Rate **	N/A

**System Safeguards**

**Number and Percent of Indicators Met**

Performance Rates	N/A
Participation Rates	N/A
Graduation Rates	N/A
<b>Total</b>	<b>N/A</b>

\*\* District Mobility Rate was used when the mobility rate was not available for a campus.

For further information about this report, please see the Performance Reporting Division web site at <http://ritter.tea.state.tx.us/perfreport/account/2014/index.html>

**TEXAS EDUCATION AGENCY**  
**2014 Accountability Summary**  
 NAVARRO EL (028902103) - LOCKHART ISD

**Accountability Rating**

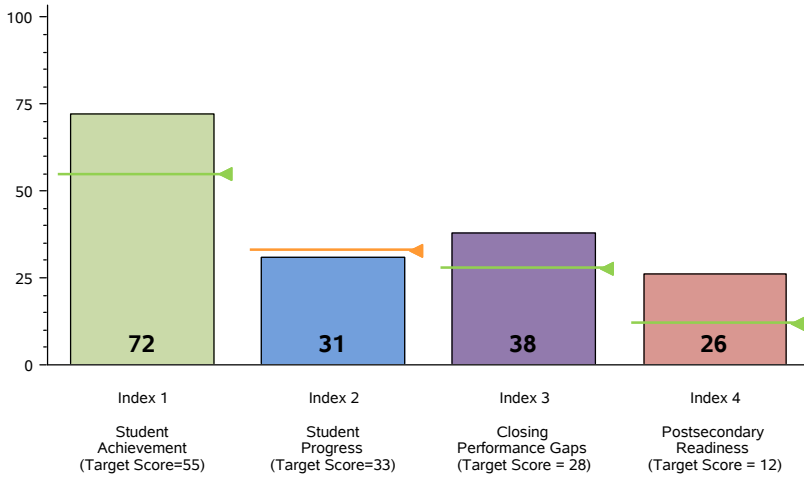
**Improvement Required**

**Distinction Designation**

Met Standards on	Did Not Meet Standards on
- Student Achievement - Closing Performance Gaps - Postsecondary Readiness	- Student Progress

Academic Achievement in Reading/ELA	<b>NO DISTINCTION EARNED</b>
Academic Achievement in Mathematics	<b>NO DISTINCTION EARNED</b>
Academic Achievement in Science	<b>NO DISTINCTION EARNED</b>
Academic Achievement in Social Studies	<b>NOT ELIGIBLE</b>
Top 25 Percent Student Progress	<b>NO DISTINCTION EARNED</b>
Top 25 Percent Closing Performance Gaps	<b>NO DISTINCTION EARNED</b>
Postsecondary Readiness	<b>NO DISTINCTION EARNED</b>

**Performance Index Report**



**Campus Demographics**

Campus Type	Elementary
Campus Size	439 Students
Grade Span	01 - 05
Percent Economically Disadvantaged	73.1%
Percent English Language Learners	2.7%
Mobility Rate	9.1%

**Performance Index Summary**

Index	Points Earned	Maximum Points	Index Score
1 - Student Achievement	480	669	72
2 - Student Progress	501	1,600	31
3 - Closing Performance Gaps	613	1,600	38
4 - Postsecondary Readiness			
STAAR Score	25.7		
Graduation Rate Score	N/A		
Graduation Plan Score	N/A		
Postsecondary Indicator Score	N/A		26

**System Safeguards**

**Number and Percent of Indicators Met**

Performance Rates	14 out of 16 = 88%
Participation Rates	10 out of 10 = 100%
Graduation Rates	N/A
<b>Total</b>	<b>24 out of 26 = 92%</b>

For further information about this report, please see the Performance Reporting Division web site at <http://ritter.tea.state.tx.us/perfreport/account/2014/index.html>

**TEXAS EDUCATION AGENCY**  
**2014 Accountability Summary**  
 PLUM CREEK EL (028902104) - LOCKHART ISD

**Accountability Rating**

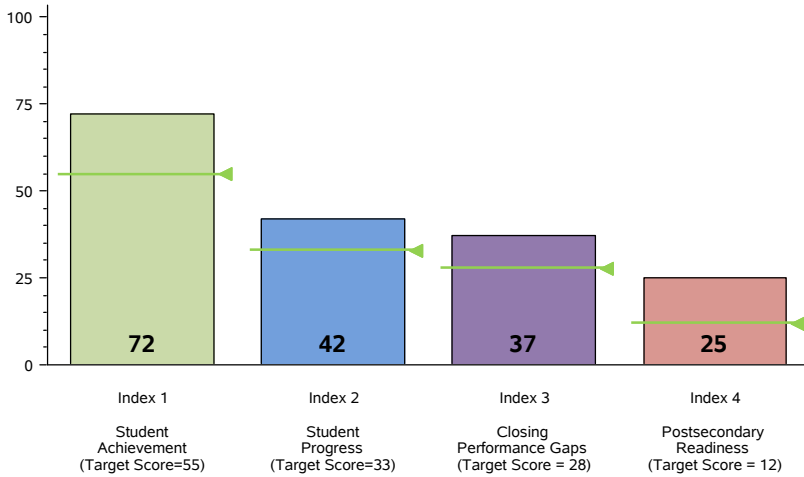
**Met Standard**

Met Standards on	Did Not Meet Standards on
- Student Achievement - Student Progress - Closing Performance Gaps - Postsecondary Readiness	- NONE

**Distinction Designation**

Academic Achievement in Reading/ELA	NO DISTINCTION EARNED
Academic Achievement in Mathematics	NO DISTINCTION EARNED
Academic Achievement in Science	NO DISTINCTION EARNED
Academic Achievement in Social Studies	NOT ELIGIBLE
Top 25 Percent Student Progress	NO DISTINCTION EARNED
Top 25 Percent Closing Performance Gaps	NO DISTINCTION EARNED
Postsecondary Readiness	NO DISTINCTION EARNED

**Performance Index Report**



**Campus Demographics**

Campus Type	Elementary
Campus Size	552 Students
Grade Span	01 - 05
Percent Economically Disadvantaged	80.4%
Percent English Language Learners	27.7%
Mobility Rate	17.2%

**Performance Index Summary**

Index	Points Earned	Maximum Points	Index Score
1 - Student Achievement	535	747	72
2 - Student Progress	752	1,800	42
3 - Closing Performance Gaps	597	1,600	37
4 - Postsecondary Readiness			
STAAR Score	25.3		
Graduation Rate Score	N/A		
Graduation Plan Score	N/A		
Postsecondary Indicator Score	N/A		25

**System Safeguards**

**Number and Percent of Indicators Met**

Performance Rates	19 out of 19 = 100%
Participation Rates	12 out of 12 = 100%
Graduation Rates	N/A
<b>Total</b>	<b>31 out of 31 = 100%</b>

For further information about this report, please see the Performance Reporting Division web site at <http://ritter.tea.state.tx.us/perfreport/account/2014/index.html>



**TEXAS EDUCATION AGENCY**  
**2014 Accountability Summary**  
 BLUEBONNET EL (028902105) - LOCKHART ISD

**Accountability Rating**

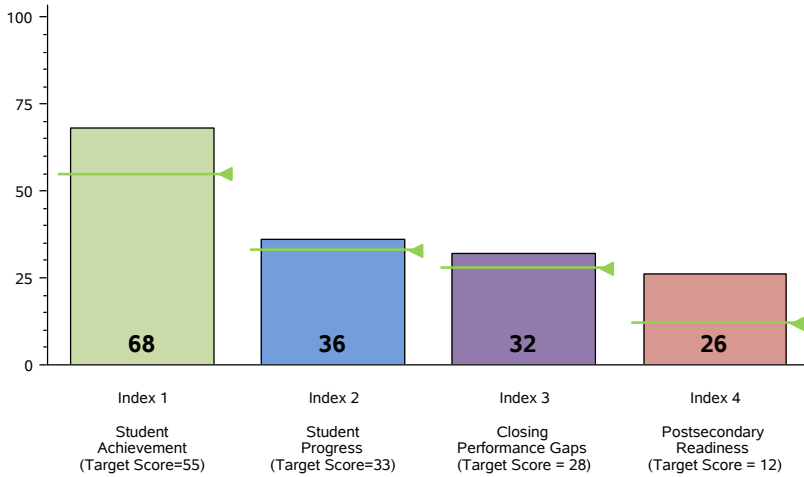
**Met Standard**

**Distinction Designation**

Met Standards on	Did Not Meet Standards on
<ul style="list-style-type: none"> <li>- Student Achievement</li> <li>- Student Progress</li> <li>- Closing Performance Gaps</li> <li>- Postsecondary Readiness</li> </ul>	<ul style="list-style-type: none"> <li>- NONE</li> </ul>

Academic Achievement in Reading/ELA
NO DISTINCTION EARNED
Academic Achievement in Mathematics
NO DISTINCTION EARNED
Academic Achievement in Science
NO DISTINCTION EARNED
Academic Achievement in Social Studies
NOT ELIGIBLE
Top 25 Percent Student Progress
NO DISTINCTION EARNED
Top 25 Percent Closing Performance Gaps
NO DISTINCTION EARNED
Postsecondary Readiness
NO DISTINCTION EARNED

**Performance Index Report**



**Campus Demographics**

Campus Type	Elementary
Campus Size	609 Students
Grade Span	PK - 05
Percent Economically Disadvantaged	74.2%
Percent English Language Learners	32.8%
Mobility Rate	8.1%

**Performance Index Summary**

Index	Points Earned	Maximum Points	Index Score
1 - Student Achievement	467	683	68
2 - Student Progress	569	1,600	36
3 - Closing Performance Gaps	517	1,600	32
4 - Postsecondary Readiness			
STAAR Score	26.3		
Graduation Rate Score	N/A		
Graduation Plan Score	N/A		
Postsecondary Indicator Score	N/A		26

**System Safeguards**

**Number and Percent of Indicators Met**

Performance Rates	12 out of 18 = 67%
Participation Rates	10 out of 10 = 100%
Graduation Rates	N/A
<b>Total</b>	<b>22 out of 28 = 79%</b>

For further information about this report, please see the Performance Reporting Division web site at <http://ritter.tea.state.tx.us/perfreport/account/2014/index.html>